

INTERMEDIATE

SAVE A HORSE

ARTIST: BIG & RICH

THE SEQUENCE: Simone's Cut Version
WAIT 32 A B A B C (IF NOT DOING CUT VERSION ADD A A) B+

THE SECTIONS

A
 CROSS FRONT & BACK
 DONKEY
 PIVOT
 POTHOLE
 REPEAT

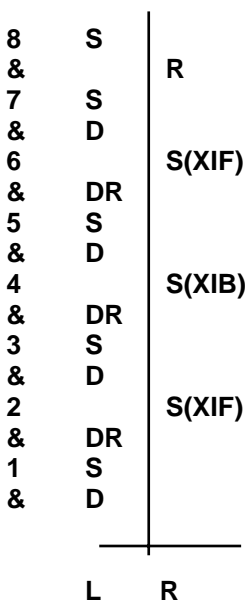
B
 2 Stomp double
 Dillingham
 Chain
 2 Stomp double
 2 COWBOY
 (D S D S D S BR SL D S R S R S R S)

C
 4 Triple Turn Double Chug

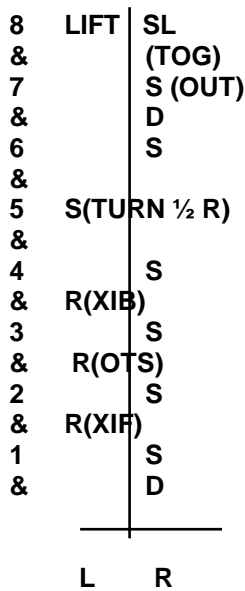
B+
 2 MORE COWBOY

THE STEPS: (Read each step from the bottom)

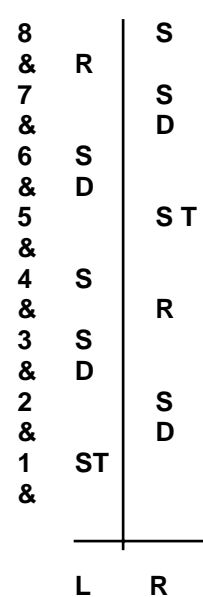
CROSS FRONT & BACK



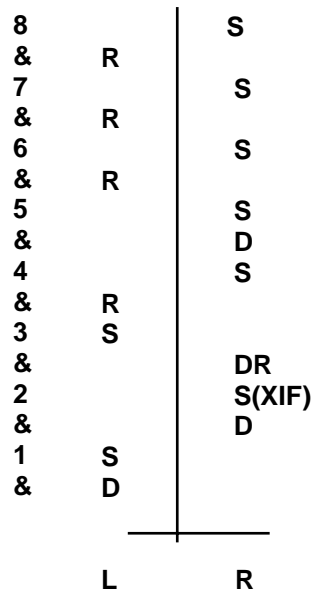
DONKEY, PIVOT & POTHOLE



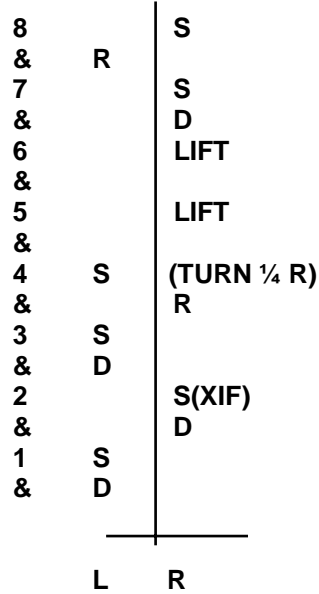
2 STOMP DOUBLE



DILLINGHAM & CHAIN



TRIPLE TURN DOUBLE CHUG



INSTRUCTORS: If you don't know how to read my method of note writing, don't panic! I will be happy to help you!!!

BO = Bounce
 D = Double
 HL = Heel
 S = Step
 R = Rock (like ball in tap)
 SL = Slide
 ST = Stomp
 TOG= Together